

ProPAD™ / ProPAD XL™

Real World Acoustics™



USER GUIDE

Thank you for purchasing the **ProPAD™/ProPAD XL™** studio monitor isolation platform.

The ProPAD's ability to dramatically improve the resolution of your playback system is remarkable! By isolating your speakers from structural resonances in the supporting furniture, you will experience an increase in midrange detail and a more dimensional and focused soundstage.

There are different configurations that can be used depending upon your application and the type of monitor you are using.

- ProPAD™**
- ① Short dimension facing the mix position, flat orientation.
 - ② Short dimension facing the mix position, angled orientation using the supplied Platfoam™ wedge. Use to optimize the listening axis of monitors installed above or below the mix position.

- ProPAD XL™**
- ① Long dimension facing mix position, flat orientation.
 - ② Long dimension facing the mix position, angled orientation using the supplied Platfoam™ wedge. Use to optimize the listening axis of monitors installed above or below the mix position.

For more information or assistance visit www.auralex.com or call **800-959-3343**

820-712.ProPAD User Guide TLS.indd (October 30, 2013 12:26 PM)

ProPAD™ / ProPAD XL™

Real World Acoustics™



USER GUIDE

Thank you for purchasing the **ProPAD™/ProPAD XL™** studio monitor isolation platform.

The ProPAD's ability to dramatically improve the resolution of your playback system is remarkable! By isolating your speakers from structural resonances in the supporting furniture, you will experience an increase in midrange detail and a more dimensional and focused soundstage.

There are different configurations that can be used depending upon your application and the type of monitor you are using.

- ProPAD™**
- ① Short dimension facing the mix position, flat orientation.
 - ② Short dimension facing the mix position, angled orientation using the supplied Platfoam™ wedge. Use to optimize the listening axis of monitors installed above or below the mix position.

- ProPAD XL™**
- ① Long dimension facing mix position, flat orientation.
 - ② Long dimension facing the mix position, angled orientation using the supplied Platfoam™ wedge. Use to optimize the listening axis of monitors installed above or below the mix position.

For more information or assistance visit www.auralex.com or call **800-959-3343**

820-712.ProPAD User Guide TLS.indd (October 30, 2013 12:26 PM)

ProPAD™/ProPAD XL™ User Guide

ProPAD™




1 Short dim facing mix position, flat




2 Short dim facing mix position, angled

ProPAD XL™



1 Long dim facing mix position, flat



2 Long dim facing mix position, angled

www.Auralex.com | 1-800-959-3343 | AuralexInfo@Auralex.com | Total Sound Control®

ProPAD™/ProPAD XL™ User Guide

ProPAD™




1 Short dim facing mix position, flat




2 Short dim facing mix position, angled

ProPAD XL™



1 Long dim facing mix position, flat



2 Long dim facing mix position, angled

www.Auralex.com | 1-800-959-3343 | AuralexInfo@Auralex.com | Total Sound Control®