


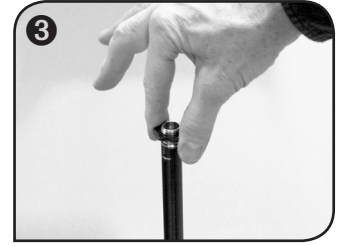
Thank you for purchasing the **Auralex® DeskMAX™**. This is a highly effective portable acoustic absorption device that can be easily positioned on a desk to achieve the desired localized absorption effect.



1.) Note hole through center of the panel




2.) Carefully thread large end of the support tube into the cast base



3.) Remove star washer from the top of the stand and extend top tube




4.) Assembled DeskMAX Stand



5.) Insert tube into the hole in the center of the ProMAX panel

Thank you for purchasing the **Auralex® DeskMAX™**. This is a highly effective portable acoustic absorption device that can be easily positioned on a desk to achieve the desired localized absorption effect.



1.) Note hole through center of the panel



2.) Carefully thread large end of the support tube into the cast base



3.) Remove star washer from the top of the stand and extend top tube



4.) Assembled DeskMAX Stand



5.) Insert tube into the hole in the center of the ProMAX panel