

Stand-Mounted LENRD® Bass Traps (2' & 4')

USER GUIDE




Thank you for purchasing the **Auralex® Stand-Mounted LENRD® Bass Traps**. This is a highly effective portable acoustic bass trap that can be easily positioned in your rooms corners to improve low frequency absorption.



- 1 Set up stand firmly tighten the pole into the base. Extend the top tube and firmly tighten the adjustment collar.



- 2 Remove star washer from the top of the stand (if present) and add the 19" stand extension tube.



- 3 Lay the **LENRD** on a flat surface and open up the gap in the rear to remove the foam tube from the stand hole. Insert the stand tube into the center hole. This is often best accomplished with the **LENRD** lying flat on the floor or on a table. Adjust the height of the **LENRD** as required.



- 4 Position the **LENRDs** in the corners of your room. For optimal bass trapping, adjust the height of the **LENRDs** so they are as close to the ceiling as possible.



Real-World Acoustics®

1718-918.Stand-Mounted LENRD User Guide (11/12/2018 - 2:34 PM)

Stand-Mounted LENRD® Bass Traps (2' & 4')

USER GUIDE



Thank you for purchasing the **Auralex® Stand-Mounted LENRD® Bass Traps**. This is a highly effective portable acoustic bass trap that can be easily positioned in your rooms corners to improve low frequency absorption.



- 1 Set up stand firmly tighten the pole into the base. Extend the top tube and firmly tighten the adjustment collar.



- 2 Remove star washer from the top of the stand (if present) and add the 19" stand extension tube.



- 3 Lay the **LENRD** on a flat surface and open up the gap in the rear to remove the foam tube from the stand hole. Insert the stand tube into the center hole. This is often best accomplished with the **LENRD** lying flat on the floor or on a table. Adjust the height of the **LENRD** as required.



- 4 Position the **LENRDs** in the corners of your room. For optimal bass trapping, adjust the height of the **LENRDs** so they are as close to the ceiling as possible.



Real-World Acoustics®

1718-918.Stand-Mounted LENRD User Guide (11/12/2018 - 2:34 PM)